



Alfa Laval SaniMagnum UltraPure

Rotary spray head tank cleaning device for low-flow cleaning in hygienic applications

Introduction

The Alfa Laval SaniMagnum UltraPure is a rotary spray head tank cleaning machine for hygienic environments. Designed to clean tanks from 5 - 40 m³.

The Alfa Laval SaniMagnum UltraPure minimizes the consumption of water, and cleaning media. Easy to customize to meet customer requirements, the SaniMagnum UltraPure allows companies to spend less time cleaning and more time producing.

Alfa Laval UltraPure equipment is designed and configured to meet the high demands of the biotech and pharmaceutical industry. Special attention is given to documentation, material and surface finish, in compliance with current Good Manufacturing Practices (cGMP) and other guidance for this industry

Application

The Alfa Laval SaniMagnum UltraPure is engineered for the removal of residues from hygienic tanks across the biotech and pharmaceutical industries.

Benefits

- 40% faster cleaning = more time for production
- Saves up to 40% of your cleaning cost
- Dynamic cleaning performance and 360° full wetting
- Easy to retrofit traditional spray balls to a more economical solution

Standard design

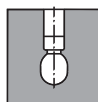
Different choice of spray patterns suitable for various applications and tank designs, ranging from simple tanks to more complex tanks with structures such as agitator and baffles. The SaniMagnum UltraPure is lubricated by the cleaning media.

Working principle

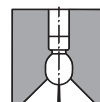
The flow of the cleaning media causes the head of the Alfa Laval SaniMagnum UltraPure to rotate, and the fan-shaped jets layout a swirling pattern throughout the tank or reactor. This generates the wetting/impact needed for the efficient removal of the residual product; the cascading flow covers all internal surfaces of the vessel.



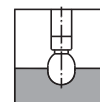
Spray Pattern



360°



270° up



180° down

Certificates

Q-doc, Q-doc incl. FAT/SAT and ATEX.



TECHNICAL DATA

Lubricant:	Self-lubricating with the cleaning fluid
Wetting radius:	Max. 3 m
Impact cleaning radius:	Max. effective 2 m
Pressure	
Working pressure:	1-3 bar
Recommended pressure:	2 bar

PHYSICAL DATA

Materials	
Inlet connections/Head:	316L (UNS S31603)
Bearing race parts:	Duplex steel (UNS S31803)
Balls:	316L (UNS S31603) / PTFE*
Clip parts:	316

* FDA compliance 21CFR§177

Standard Surface finish	
exterior + Electro polished:	Ra 0.5µm
internal + Electro polished:	Ra 0.5µm

Temperature	
Max. working temperature:	95°C
Max. ambient temperature:	140°C

Weight	
clip-on:	0.76 kg.

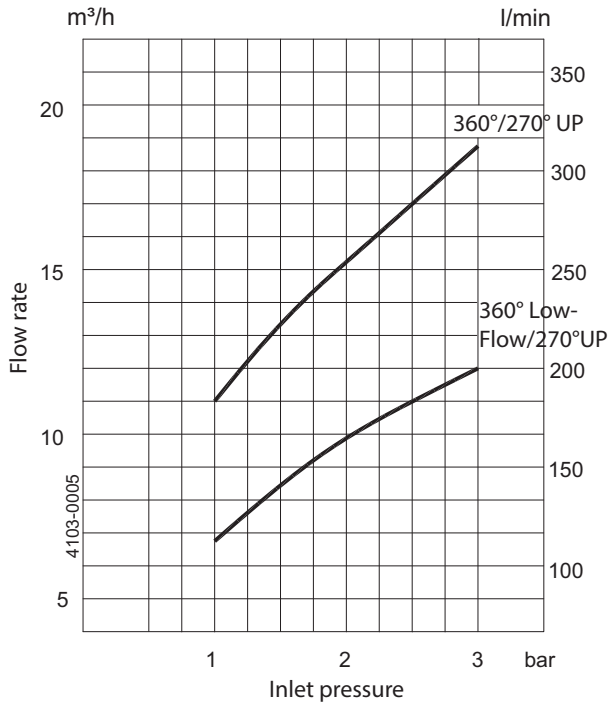
Connections	
- Weld-on:	1 1/2" or 2" ISO 2037, or DN40 DIN11850-R2, or 1 1/2" or 2" BPE US
- Clip-on:	1 1/2" or 2" ISO 2037, or DN40 DIN11850-R1 or R2, or 1 1/2" or 2" BPE US

Caution	
Avoid hydraulic shock, hard and abrasive particles in the cleaning liquid, as this can cause increased wear and/or damage of internal mechanisms. In general, a filter in the supply line is recommended. Do not use for gas evacuation or air dispersion. For steaming we refer to the manual.	

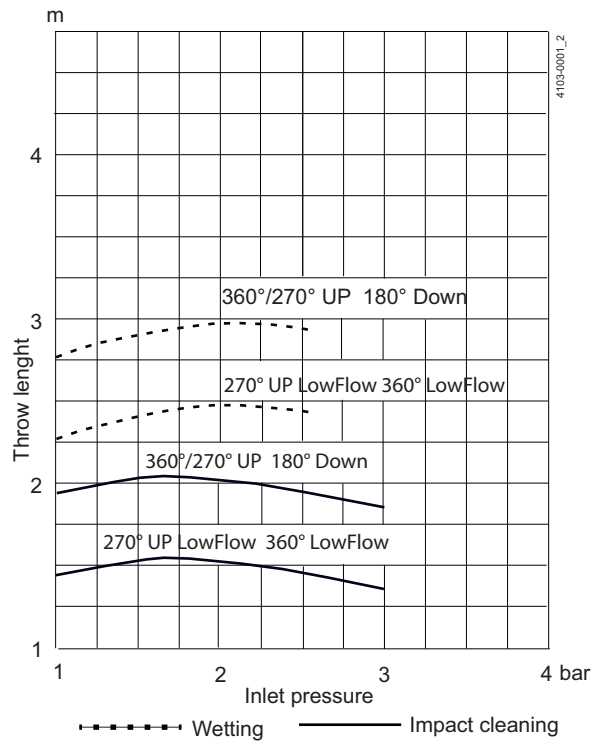
Qualification Documentation (Q-doc)

Documentation specification	
Q-doc	Equipment Documentation includes: <ul style="list-style-type: none">- EN 10204 type 3.1 Material Inspection certificate- USP Class VI certificate- FDA Declaration of Conformity- ADI Declaration (TSE)- QC Declaration of Conformity
ATEX	ATEX approved machine for use in explosive atmospheres. Category 1 for installation in zone 0/20 in accordance to Ex II 1 GD c T 140°C.
Q-doc + FAT-SAT	Qualification Documentation includes <ul style="list-style-type: none">- Q-doc: 3.1 , USP Class VI, FDA, ADI (TSE) and QC, FDA Declaration of Conformity- RS, Requirement Specification- DS, Design specification incl. Traceability Matrix- FAT, Factory acceptance Test incl. IQ and OQ- SAT, Site Acceptance Test protocol incl. IQ and OQ for End-User Execution

Flow Rate

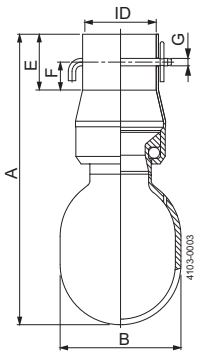


Cleaning radius



Dimensions (mm)

Clip-on



ID 1: 1½"	ø38.4 mm
ID 2: 2"	ø51.3 mm
DIN Range 1	ø40.4 mm
DIN range 2	ø41.4 mm

Type	A	B	E	F	G
Clip-on	157	ø65	30	15	ø4.2
Weld-on	157, 500, 1000	ø65			

Alfa Laval reserves the right to change specifications without prior notification.

How to contact Alfa Laval

Contact details for all countries
are continually updated on our website.
Please visit www.alfalaval.com to
access the information direct.