



Alfa Laval SBV Sanitary Ball Valve

Ball valves

Introduction

The Alfa Laval Sanitary Ball Valve (SBV) is a hygienic ball valve designed with a bore diameter the same size as the pipeline diameter. The full-bore design with zero flow restriction and minimum pressure drop makes the SBV the optimum choice to handle high-viscosity or particulate liquids. It is also ideal for use in pigging systems to prevent product waste and optimize plant performance.

Application

The Alfa Laval SBV is ideal for use as a hygienic product valve across the dairy, food, beverage, brewery, chemical and many other industries.

Benefits

- Reliable full-flow performance, especially for pigging systems
- Compact, straightforward hygienic design
- Versatile operation with automated or manual control
- Durable and water hammer-safe
- Easy to clean (optional cavity filler or cavity cleaning)

Standard design

The Alfa Laval sanitary ball valve consists of a valve body and two body flanges, a ball fitting into sealing seats, and a stem connecting to either a pneumatic actuator or a manual handle. The actuator is maintenance-free and prepared for position indication with inductive proximity switches.

The valve can also be fitted with the Alfa Laval ThinkTop® V50 valve sensing and control unit. Two inspection holes in the bonnet connecting the valve body and actuator enable easy inspection of the stem seal for tightness.

Standard design enables cleaning and product recovery using pigging systems. Actuated valves are delivered normally closed (NC) and can easily be rebuilt to normally open (NO). To optimize valve cleaning, an optional cavity filler or cavity cleaning is available.

Working principle

The Alfa Laval SBV sanitary ball valve has a precision-made ball with full bore positioned inside the valve body between two flanges and two PTFE valve seats. A 90° rotation of the valve stem enables opening or closing the valve. A specially selected PTFE-grade material secures long lifetime. The use of spring-loaded, self-adjusting seal rings ensures the reliability of the valve stem sealing. Either a pneumatic actuator or a manually-operated handle with lockable positions enables valve operation. Valve screws enable assembly and disassembly for easy inspection and maintenance.



TECHNICAL DATA

Temperature range:	
Ambient (air)	+4°C to +45°C
Operating (medium dependent)	+0°C to +95°C
Sterilization (SIP 30 min)	EPDM +140°C
	PTFE +130°C
	NBR +100°C
	FPM +140°C
	Q +90°C

Pressure	
Max. product pressure:	16 bar
Min. product pressure:	Full vacuum
Pressure range	
Working pressure:	16 bar
Cleaning pressure:	3 bar

ATEX	
Classification	II 2 G D*

*This equipment is outside the scope of the directive 2014/34/EU and must not carry a separate CE marking according to the directive as the equipment has no own ignition source

Leak rate:	A (DIN EN 12266-1)
------------	--------------------

PHYSICAL DATA

Materials	
Product wetted steel parts:	1.4404 (316L)
Other steel parts:	1.4307 (304)
External surface finish:	Semi-bright (blasted)
Internal surface finish:	Bright (polished), Ra < 0.8 µm
Product wetted seals:	EPDM
Other seals:	NBR

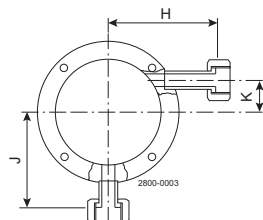
Note! If welding both flanges, ensure that the flanges can be moved axially 30-40 mm depending on size to allow for valve maintenance (see manual for further details).

Actuated valves are delivered NC (normally closed) and are easily rebuilt to NO (normally open). See manual for further details.

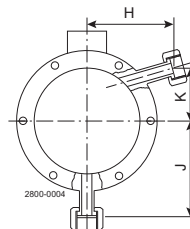
Options

- A. Male parts or clamp liners in accordance with required standard.
- B. Actuator for mounting of the Alfa Laval.: IndiTop, ThinkTop or ThinkTop Basic.
- C. Cavity cleaning connections, (ISO 228 - 6 ½).
- D. Cavity fillers (encapsulating valve seats).
- E. Handle and bracket for inductive proximity switches (manual valves).
- F. Product wetted elastomer seals of NBR, Q or FPM.

Dimensions (mm)

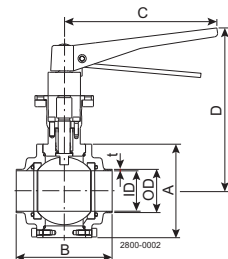


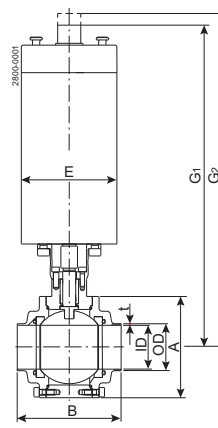
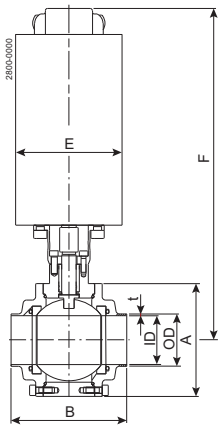
DN/OD 25 - 63.5 / DN 25-65



DN/OD 76.1 - 101.6 / DN 80100

Cavity cleaning connections (optional)





Size	Inch tube						DIN tube					
	DN/OD	DN/OD	DN/OD	DN/OD	DN/OD	DN/OD	DN 25	DN 40	DN 50	DN 65	DN 80	DN 100
A	74	95	110	130	159	195	74	95	110	130	159	195
OD	25	38	51	63.5	76.1	101.6	29	41	53	70	85	104
ID	21.8	34.8	47.8	60.3	72.9	97.6	26	38	50	66	81	100
t	1.6	1.6	1.6	1.6	1.6	2	1.5	1.5	1.5	2	2	2
B	93	103	113	125	163	220	93	103	113	125	163	220
C	180	180	180	180	180	291	180	180	180	180	180	291
D	117	125	135	145	156	206	117	125	135	145	156	206
E	104	104	104	104	104	129	104	104	104	104	104	129
F	307	315	324	335	346	395	307	315	324	335	346	395
G1	334	342	350	362	372	422	334	342	350	362	372	422
G2	344	352	360	372	382	432	344	352	360	372	382	432
H	70.5	79	84	90.5	104	114	70.5	79	84	90.5	104	114
J	55	65.5	73	83	97.5	115.5	55	65.5	73	83	97.5	115.5
K	13	19	25	33	54.5	65.5	13	19	25	33	54.5	65.5
Weight manual (kg)	2.3	3.4	4.8	7	13.5	27	2	3.1	4.5	6.4	12.3	24
Weight actuated (kg)	6.7	7.8	9.2	11.4	17.9	35.8	6.4	7.5	8.9	10.8	17.9	32.8
Weight with ThinkTop® adapter (kg)	8.6	9.7	11.1	13.3	19.8	37.7	8.3	9.4	10.8	12.7	19.8	34.7

Alfa Laval reserves the right to change specifications without prior notification.

How to contact Alfa Laval

Contact details for all countries
are continually updated on our website.
Please visit www.alfalaval.com to
access the information direct.